

# GETTING STARTED

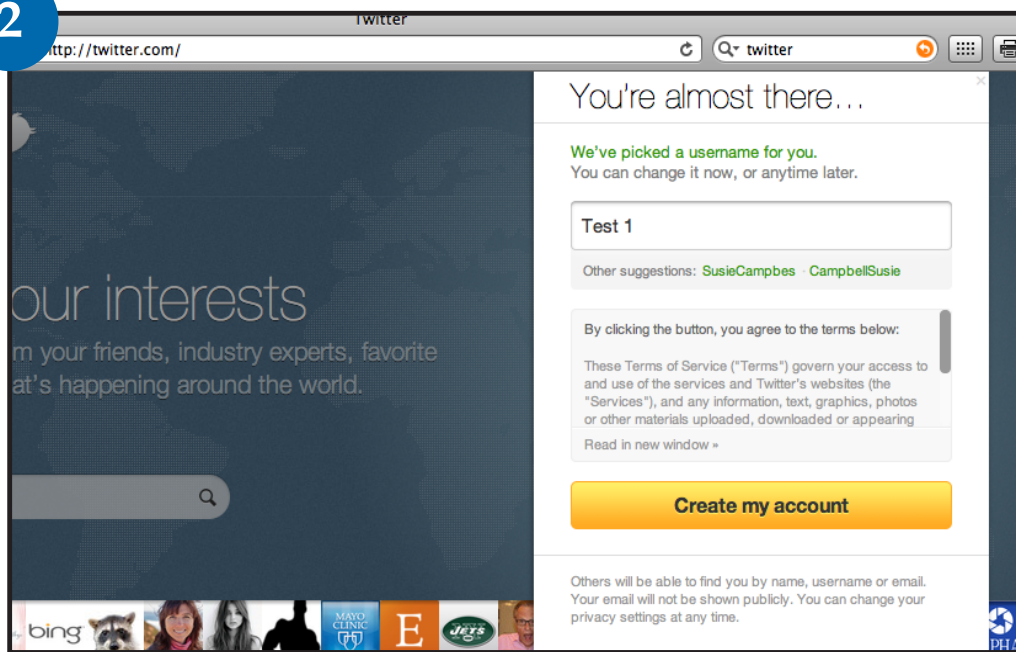
## Twitter

1

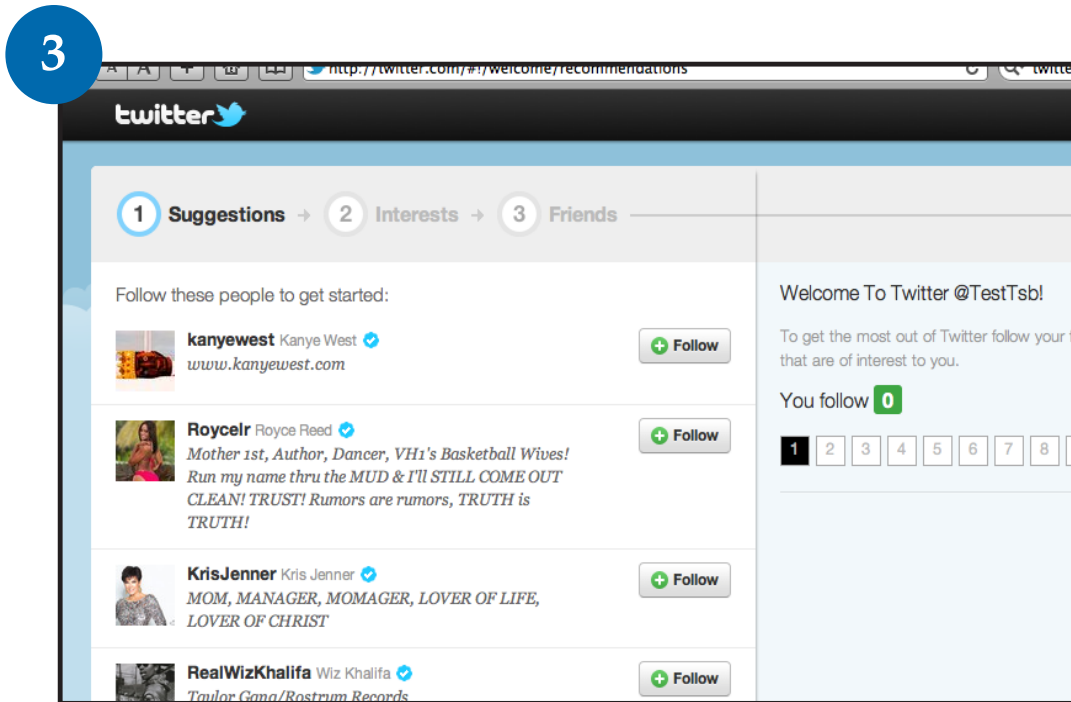


1. Go to [www.twitter.com](http://www.twitter.com)
2. Type your full name, email and password of choice in the sign up box
3. Click “sign up”

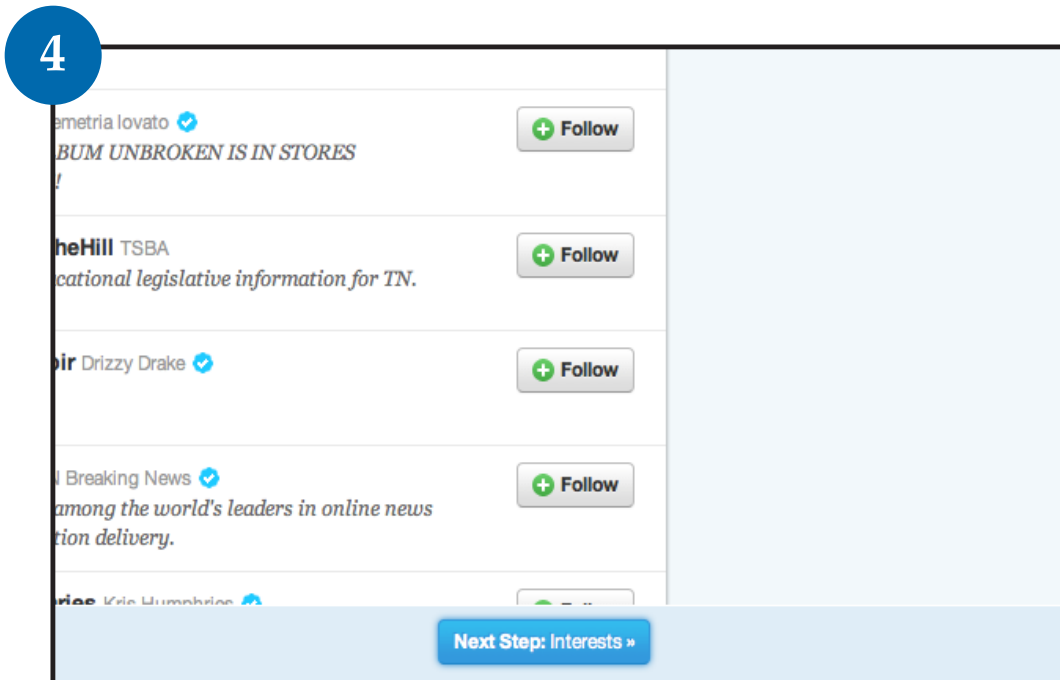
2



1. Twitter will pick a username for you, but here is where you can create your own. Be creative. This is how people will search for you.  
Ex: TSBA Twitter Username: TSBA\_News
2. Next click “create my account”

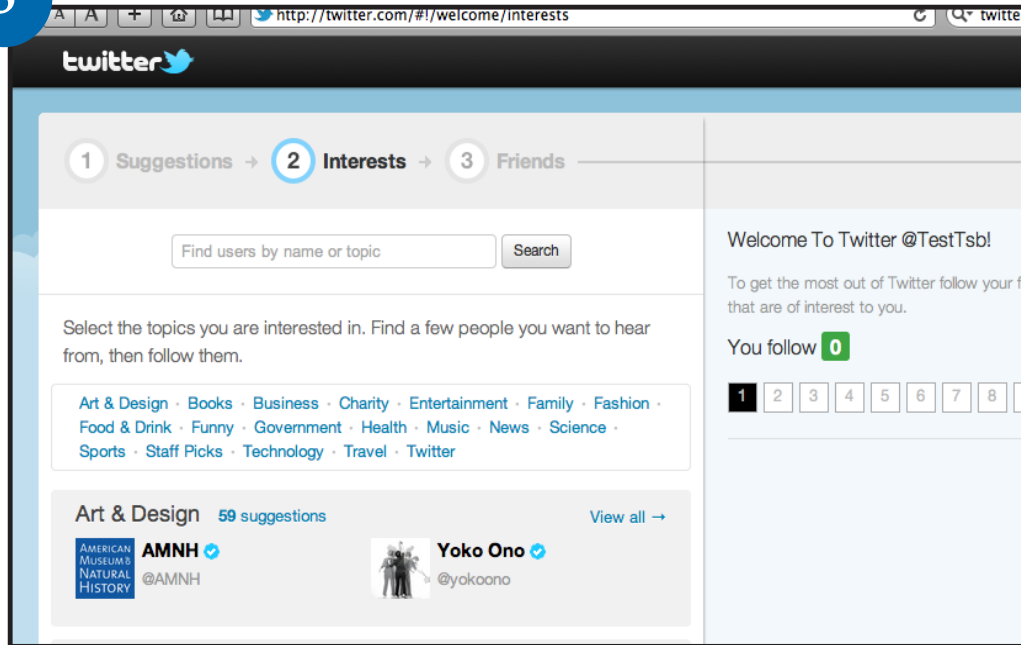


1. Twitter will give you account suggestions to follow
2. This section is optional



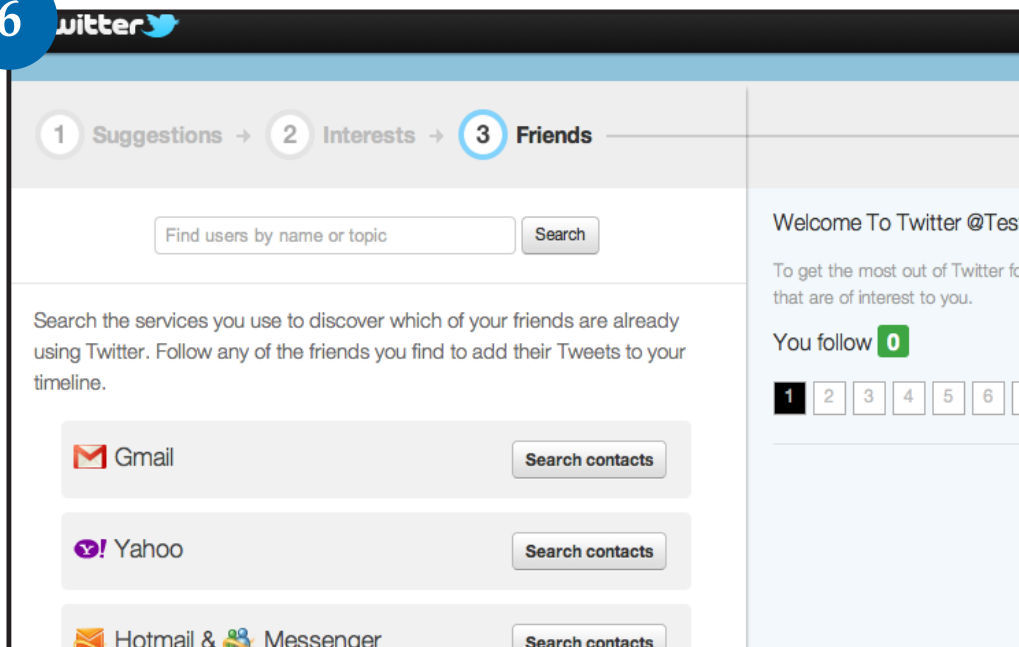
1. Next go to the bottom of the page and click on “next step: interests”

5



1. Find people/organizations to follow by selecting topics of interest
2. This section is optional
3. To move on go to the bottom of the page and click “next step friends”

6

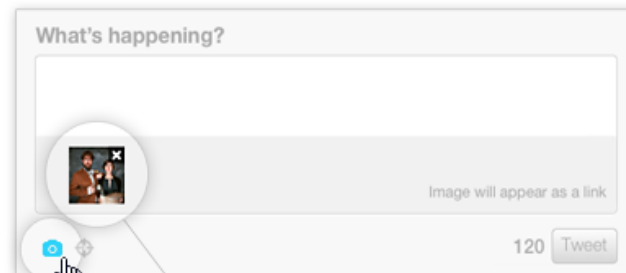


1. Find your friends on Twitter by importing your contacts through your email service
2. This section is optional
3. To move on go to the bottom of the page and click “skip import”

7

## Share an image on Twitter

Now you can upload and share images, right from Twitter! Just click the camera icon to add an image to your Tweet.



1. Click the camera icon to add

2. Preview before sharing

OK, thanks!

[Learn more](#)

1. You have the option to share images from your Twitter account
2. This box is showing you where you can find the camera icon
3. Click “ok, thanks” to move on or click “learn more” for more details

8

Password **Mobile** Notifications Profile Design

### Use Twitter with Text Messaging!

Twitter is more fun when used through your mobile phone. Set yours up! It's easy! Twitter does not charge for this service. Standard message and data rates may apply.

Country/region

Phone number

Let others find me by my phone number

Start

### Text Messaging on Twitter

Setting up your phone allows you to:

**Send** tweets with text messaging on your phone.

**Receive** texts for DMs and the tweets from users you want to be notified about.

Clicking the phone icon on a users profile page or your followers page sets Tweet notifications for that user

OFF  ON

### Twitter commands

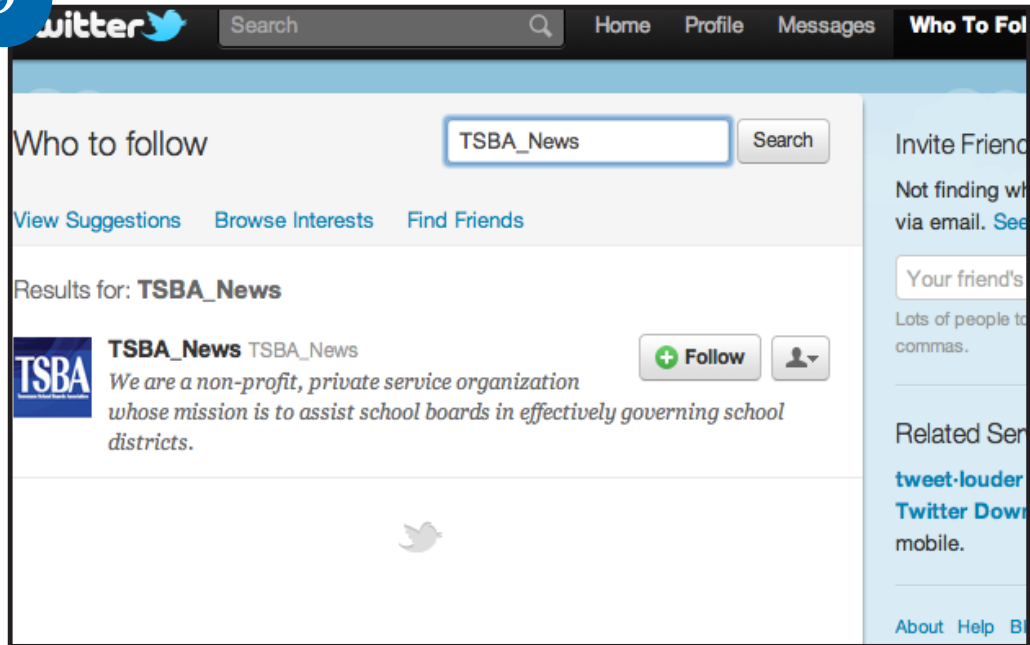
Do more than Tweet! Send these commands to Twitter:

**FOLLOW *username***  
Start following a user

**UNFOLLOW *username***  
Stop following a user

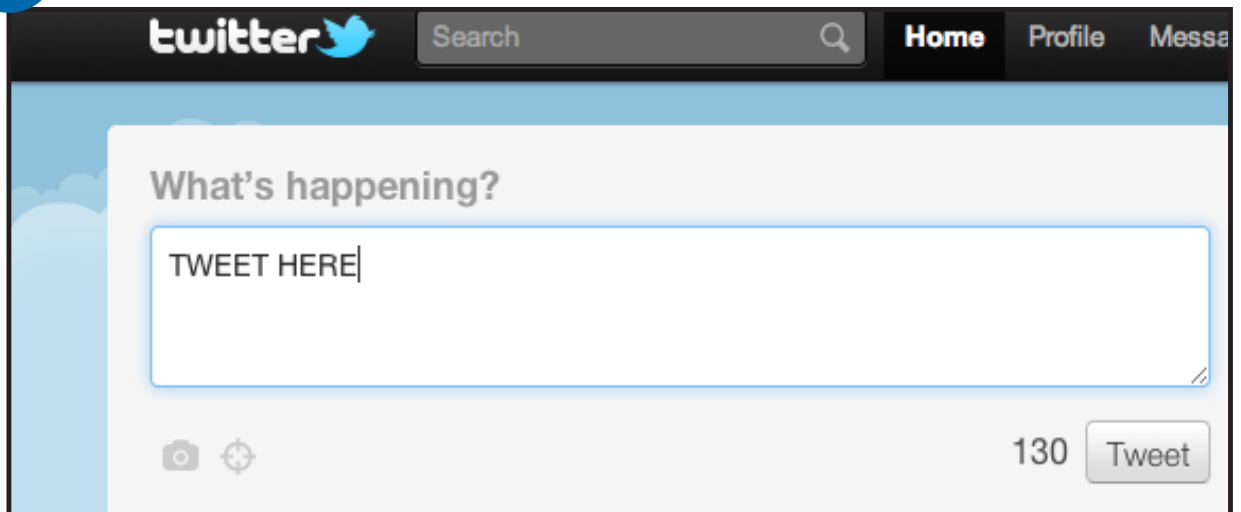
1. You can tweet and receive tweets through your mobile phone
2. Insert phone number and click “start”
3. You will receive a text message to verify your phone and steps to follow in order to tweet via mobile device
4. Clicking the phone icon on a users profile page of your followers page sets Tweet notifications for that user (you will receive their tweets through your mobile device)

9



1. Go to the “Who to Follow” tab on the top of your twitter page
2. Search for an account to follow, view suggestions, browse interests, or find friends here
3. Search for TSBA\_News and click the “Follow” icon to follow our page

10



1. Start tweeting!
2. Go to your “Home” tab
3. Type your tweet (140 characters maximum)
4. Insert hashtags (#username) or share the tweet (@username)
5. Click the “Tweet” button
6. Find your tweets under the “Profile” tab